

# HOW TO FOLD A ZINE


*appreciate your patience #1* by Ashley Jude Jonas

## Ashley Jude Jonas: Not Knowing

On view March 4 through May 16, 2021 at  
University Galleries of Illinois State University



Print Ashley Jude Jonas's zine, *appreciate your patience #1*, on 8.5 x 11-inch paper and gather a pair of scissors.



Fold the artwork "hotdog style." Make sure the crease is crisp by pinching and sliding your fingers down the center.



Fold the paper "hamburger style."



Open the paper in a landscape orientation with the image facing down. Fold the outside edges in toward the center.



Your paper should now look like this.



Fold your paper "hamburger style" once more and cut along the center crease **HALFWAY**. Use the vertical crease line as a guide for where to stop cutting.



Your paper should now look like this.



Fold your paper "hotdog style" with the image facing out. Pinch the corners on both ends of the "hotdog" and push in. Your paper should now look like this.





Fold the artwork into a book. The front cover is the section that has text reading "*appreciate your patience #1*."



You have now completed folding the zine!





found language. author unknown.

Instead, he made himself cross the lawn to his wood shop, where he kept the mower & gardening tools. He had not been there since the accident, and the order of it all, the way there was a space for everything... almost made him cry

appreciate your patience #1

